Collaboration.
Innovation.
Success.

cooperation@synyo.com

SYNYO

VIENNA
AUSTRIA

COORDINATION OF
EUROPEAN AND NATIONAL
RESEARCH PROJECTS

SOCIOLOGISTS
ENGINEERS
DEVELOPERS

RESEARCH
DEVELOPMENT
ADVISORY

SOFTWARE ENGINEERING

ICT & SOCIETY

INDUSTRY EXPERTISE
IN VARIOUS AREAS

SME

European Research Projects

UrbanData2Decide

Integrated Data Visualisation and Decision Making Solutions to Forecast and Manage Complex Urban Challenges

Duration: 09/2014 – 11/2016
Program: JPI Urban Europe
Role: Coordinator
Number: 847511

Graffolution

Awareness and Prevention Solutions against Graffiti Vandalism in Public Areas and Transport

Duration: 03/2014 – 02/2016
Program: FP7 SEC
Role: Coordinator
Number: 608152

OpenDataMonitor

Monitoring, Analysis and Visualisation of Open Data Catalogues, Hubs and Repositories

Duration: 11/2013 – 10/2015
Program: FP7 ICT
Role: Coordinator
Number: 611988

UniteEurope

Social Media Analytics and Decision Support Tools Enabling Sustainable Integration Policies and Measures

Duration: 10/2011 – 09/2014
Program: FP7 ICT
Role: Partner
Number: 288308

National Research Projects

TAALXONOMY

Development of a Feasible Taxonomy for Efficient Classification of Active & Assisted Living (AAL) Products and Services

Duration: 09/2014 – 04/2015
Program: BENEFIT
Role: Coordinator
Number: 846232

Social Media Crime

Structured Analysis and Characterization of Criminal Activities in Social Media and Deduction of a Crime Pattern classification

Duration: 10/2013 – 09/2014
Program: KIRAS
Role: Coordinator
Number: 840799

SmartCareBase

Web-based Information and Collaboration Platform to Support Independent Living of Elderly People

Duration: 09/2013 – 04/2015
Program: BENEFIT
Role: Coordinator
Number: 840699

SMD4Austria

Social Media Services and Mobile Applications for Security and Prevention in Austria

Duration: 10/2012 – 09/2013
Program: KIRAS
Role: Partner
Number: 836317

RESEARCH

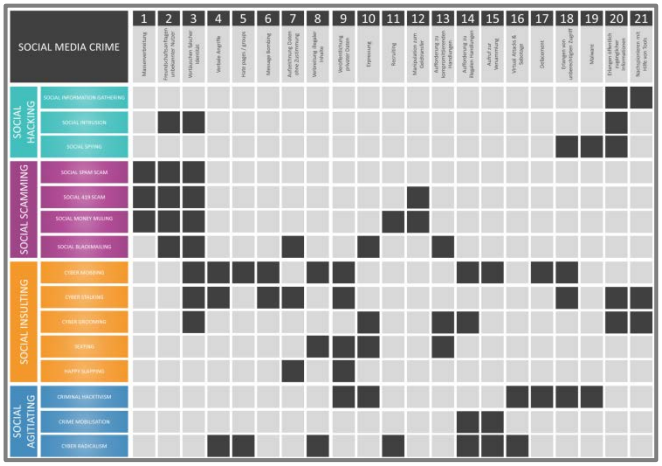

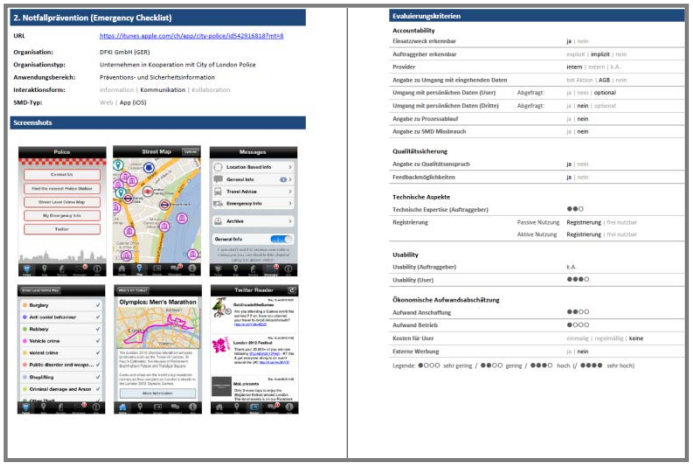

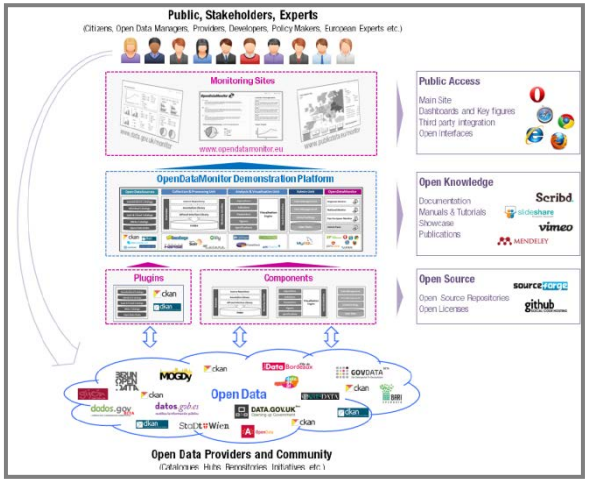

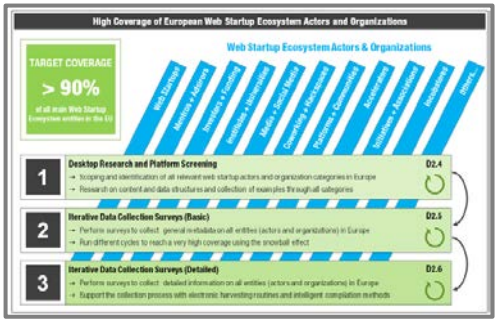

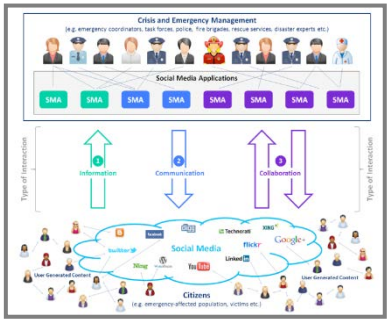

Approach	Pros	Cons
Low-level API	• Very high flexibility • Direct implementation without further software, apart from the API • Many open source solutions available	• Inconvenient definition of documents • Documents are hard to maintain and reuse
High-level Layouting	• Editors facilitate the creation and alteration of templates • Advanced elements are supported • Convenient template processing • Solid open source solutions available	• Additional software required • New editor/platform has to be learned
Document Templates	• Convenient and established template editors • Templates can be created even by non-technicians	• Limited capabilities • Almost no open source solutions available
XSL-FO Processing	• Independence of report template format	• Likely to be replaced by CSS3 • Limited capabilities • No good open source solution available
HTML/CSS Converting	• Report generation by using common technologies • Reports need not be defined twice if web page already exists	• Limited flexibility of CSS printing facilities
LaTeX	• Great flexibility • Simple report definition and creation • Purely open source	• No convenient templating framework available

Name	Public/ Private data	Dashboard on any level	World/ European map	Country/ regional map	Automatic data harvesting	Prepared reports	Rankings	Expert assessment of quality	Categorization of data	Data items visible (links)	Direct comparisons	Full text search	Users can register new catalogues
Open Data Monitor	P/P	x	x	x	x	x	x		x	x	x	x	x
Open Data Barometer	P/P		x				x	x	x				
Open Data Index	P/-						x	x	x	x			
Publicdata.eu	P/-		x		x				x	x		x	x
Datahub	P/-				x					x		x	x
datacatalogs.org	P/-									x		x	
OffeneDaten.de	P/-				x					x		x	x
Africa Open Data	P/-				x					x		x	
Codeando México	P/P				x					x		x	x
European Union Open Data Portal	P/-				-					x		x	-
data.gov.uk	P/-				-	x			x	x		x	-
Data.gov	P/-				-				x	x		x	-
data.gc.ca	P/-			x	-				x	x		x	-
ENGAGE	P/P	x			x				x	x		x	x
The Open Data Survey													
Open Data 500													
Open Data Compass													



DEVELOPMENT

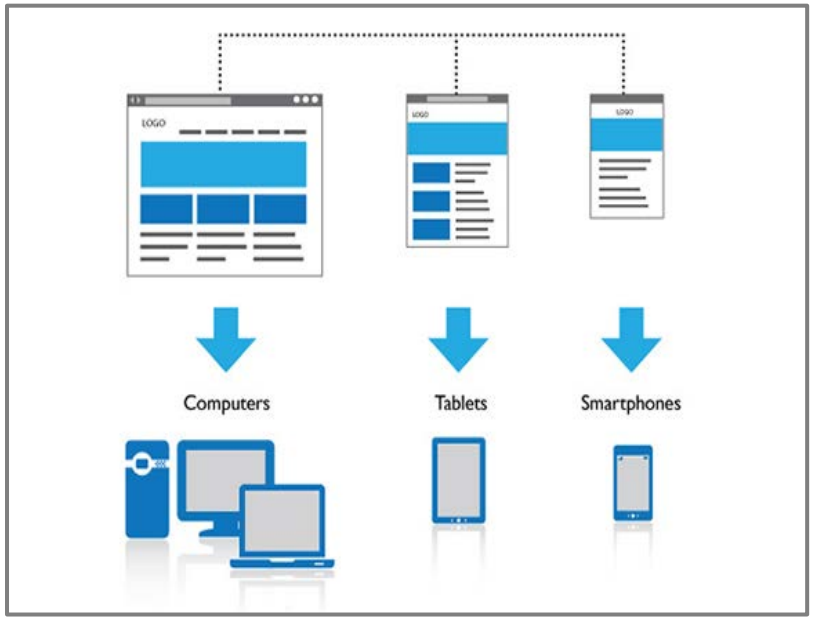

CSS Framework						Style	Device	License
Semantic Ui	8+	+	+	+	+	LESS SASS		MIT
Bootstrap	9+	+	+	+	+	LESS SASS		MIT
Foundation	9+	+	+	+	+	LESS SASS		MIT
Uikit	7+	+	+	+	+	LESS SASS		MIT
960 Grid System	7+	+	+	+	+	LESS SASS		GPL & MIT
Skeleton	8+	+	+	3+	+	LESS SASS		MIT
99lime Html Kickstart	8+	+	+	+	+	LESS SASS		MIT
Kube	7+	+	+	+	+	LESS SASS		Open Source
Less Framework	7+	+	+	+	+	LESS SASS		MIT
Flaminwork	7+	+	+	+	+	LESS SASS		Open Source
G5 Framework	7+	+	+	+	+	LESS SASS		Open Source
Easy Framework	7+	+	+	+	+	LESS SASS		CC
Blueprint	7+	+	+	+	+	LESS SASS		MIT
Yaml	6+	+	+	3.6+	10+	LESS SASS		CC-BY
Bluetrip	7+	+	+	+	+	LESS SASS		Open Source
Yui Css	8+	+	+	+	+	LESS SASS		BSD license
Elements	7+	+	+	+	+	LESS SASS		Open Source
52framework	6+	4+	4+	3+	+	LESS SASS		CC
Elasticss	7+	+	+	+	+	LESS SASS		MIT
Boilerplate	7+	+	+	+	+	LESS SASS		New BSD
Emastic	5+	2+	3.1+	3+	9+	LESS SASS		Open Source
Malo	5+	3+	2+	1.5+	8+	LESS SASS		MIT
The Golden Grid	6+	1+	3+	3+	9.6+	LESS SASS		MIT
1kb Grid	7+	+	+	+	+	LESS SASS		Open Source
Fluid 960 Grid System	7+	+	+	+	+	LESS SASS		GPL / MIT
Baseline	8+	+	3+	3+	9+	LESS SASS		CC
Lovely Css Framework	7+	+	+	+	+	LESS SASS		MIT
Xcss	7+	+	+	+	+	LESS SASS		MIT
Fem Css Framework	6+	+	+	+	+	LESS SASS		MIT/GPL
Helium	7+	+	+	+	+	LESS SASS		Apache v2.0
Knacss	6+	+	+	+	+	LESS SASS		Open Source

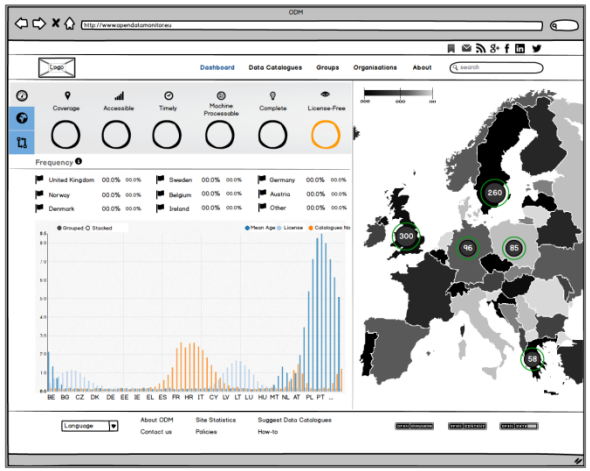



ADVISORY



PARTICIPANT	1 SYNYO	2 MU CEEDR	3 UNIBO	4 UBRUN	5 RSA	6 USFD	7 UNWE	8 WU	9 EUCIDNET	10 SINNERGIAK	11 SYNTHESIS	12 CLEARLYSO	PM TOTAL
WP1	9	2	2	2	2	2	2	1	1	1	1	1	26
WP2	2	14	6	1	2	5	6	3	3	2	4	2	50
WP3	2	5	4	7	3	3	8	3	4	4	4	3	50
WP4	3	3	2	2	9	2	5	0	1	1	1	1	30
WP5	36	1	1	1	3	0	0	0	0	0	0	0	42
WP6	3	2	2	2	2	3	2	2	1	1	1	1	22
WP7	4	2	2	2	2	2	2	2	1	1	1	1	22
TOTAL	59	29	19	17	23	17	25	11	11	10	12	9	242

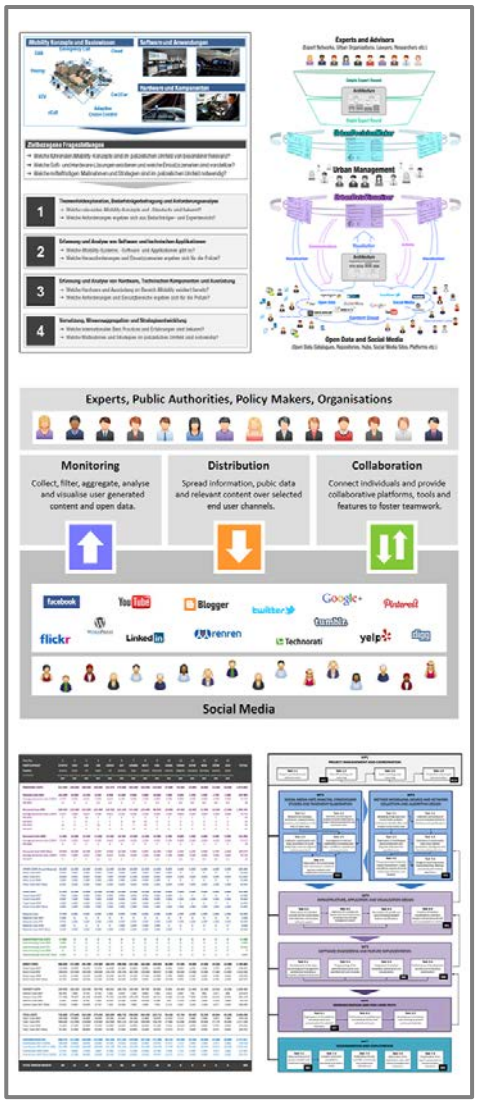

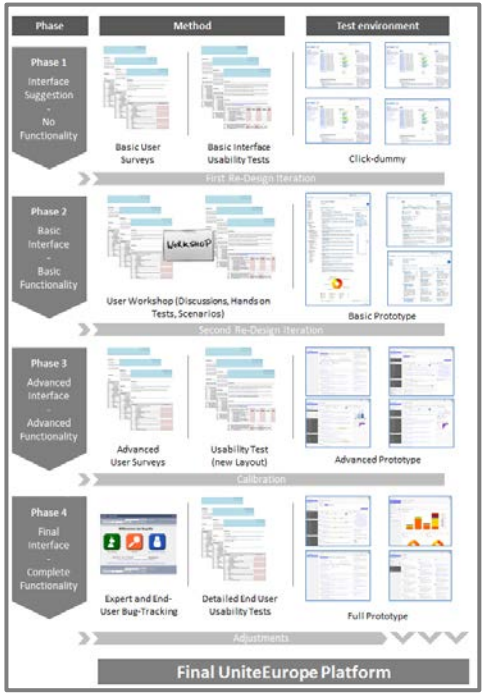

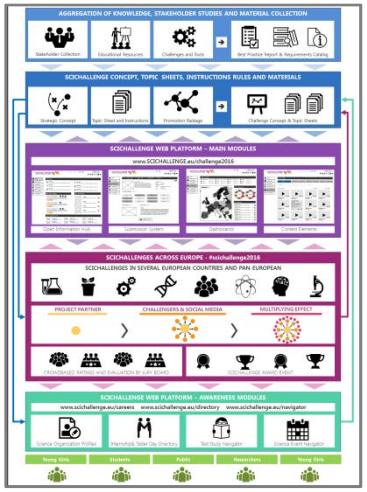



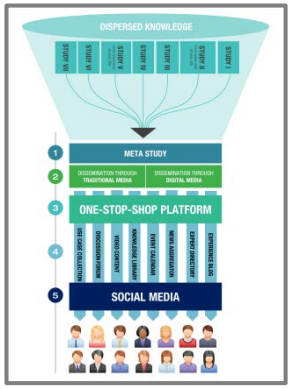

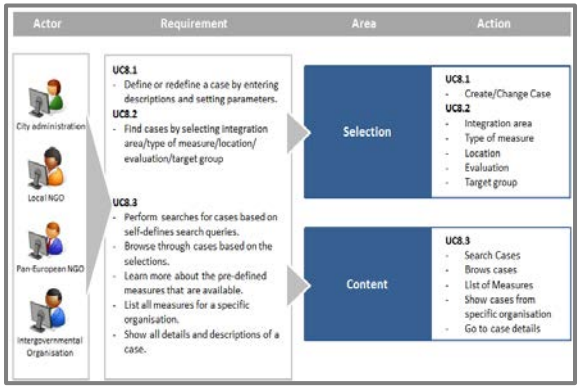

OpenDataMonitor

MONITORING, ANALYSIS AND VISUALISATION OF OPEN DATA CATALOGUES, HUBS AND REPOSITORIES

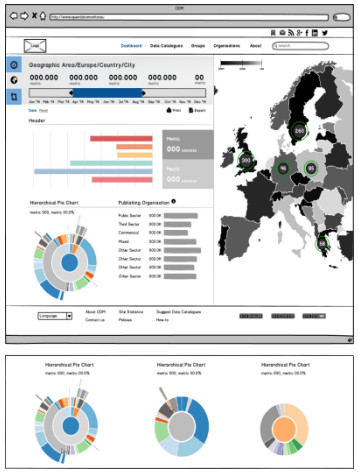

OVERVIEW: The OpenDataMonitor, an initiative funded through the FP7 programme, will provide a comprehensive and organized overview of all open data hubs and repositories within the European network. The project team will create a ground-breaking and customizable framework to harvest metadata from a diverse pool of open data resources. Through the use of unique and intuitive visualisations, the framework will allow end-users to scan, explore, and quantitatively evaluate the composition of open data resources at municipal, national and pan-European scales. The project will not only highlight critical insights into the current open data scene, but also identify emerging trends and obstacles, so that data users, publishers and a wide range of stakeholders across Europe are prepared for the future of open data innovation.

UrbanData2Decide

Integrated Data Visualisation and Decision Making

DATA VISUALISATION AND DECISION MAKING SOLUTIONS TO FORECAST AND MANAGE COMPLEX URBAN CHALLENGES

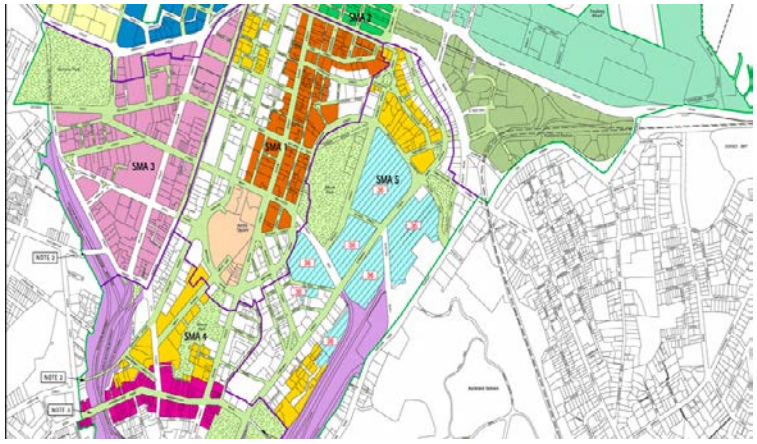

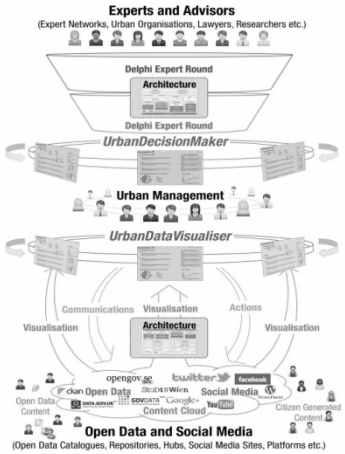

OVERVIEW: Urban decision makers are nowadays faced with both unprecedented challenges as well as new opportunities as the environment around them grows ever more complex. Out of the readily available "sea of information", unfortunately, some sources potentially important to decision-making have so far remained largely untapped. The UrbanData2Decide project therefore aims to extract and process information from two rich sources, namely public social media and open data libraries. This information, combined with advice from expert panels, will support local governments towards a holistic, sustainable and well-founded decision-making process which takes into account the views and perspectives of all relevant stakeholders.

- Dataset Harvested 128,171
- Raw Organisations 2,044
- Raw categories 1,273
- Raw formats 1,152

- 87,213 Unique Datasets
- 2,035 Publishing Organization
- 42 Categories/subcategories
- 910 Mapped Formats
- 52 Data Catalogues
- 42 Countries
- 2 platform [CKAN, HTML]
- 318,287 Total Distributions
- 983GB Total Size Distribution

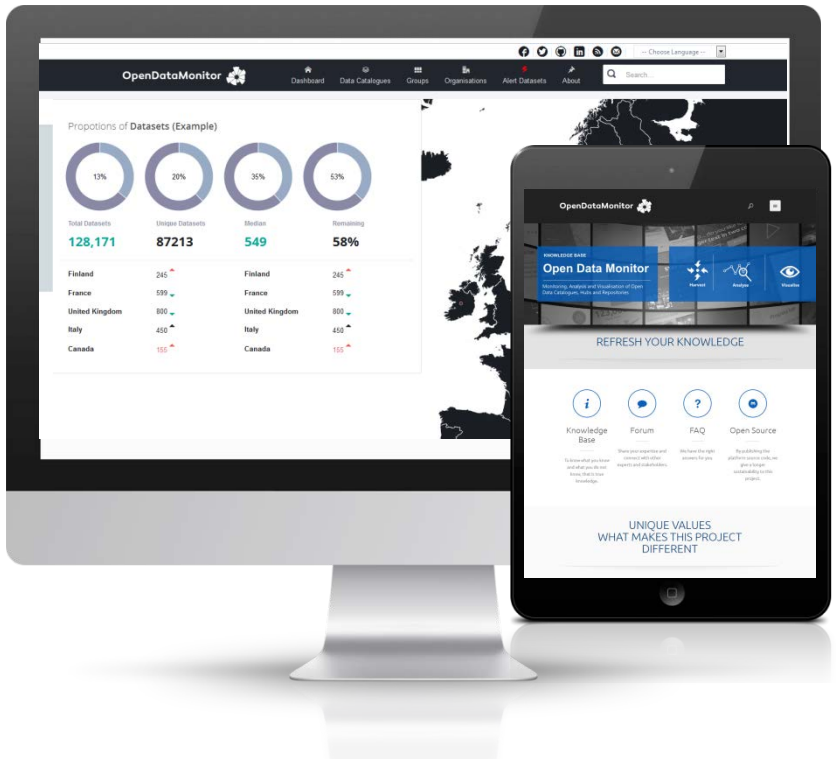

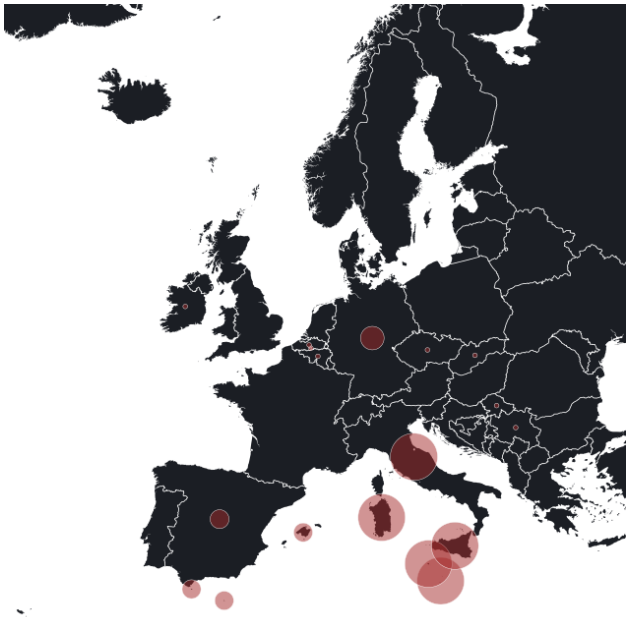

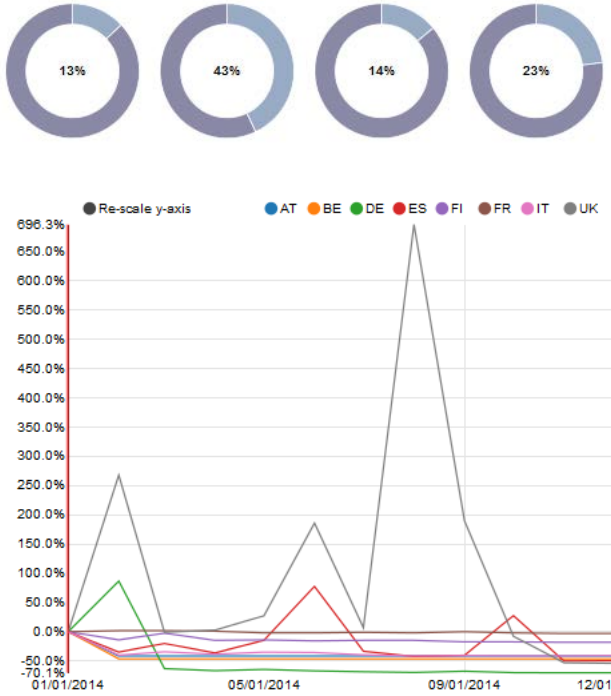
13%
43%
14%
23%
Re-scale y-axis
AT BE DE ES FI FR IT UK
696.3%
650.0%
600.0%
550.0%
500.0%
450.0%
400.0%
350.0%
300.0%
250.0%
200.0%
150.0%
100.0%
50.0%
0.0%
-50.0%
-70.1%
01/01/2014
05/01/2014
09/01/2014
12/01/20

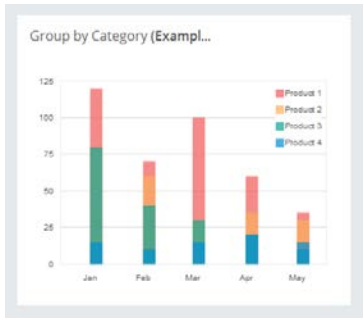
Group by Category (Exampl...
Product 1
Product 2
Product 3
Product 4
Jan
Feb
Mar
Apr
May

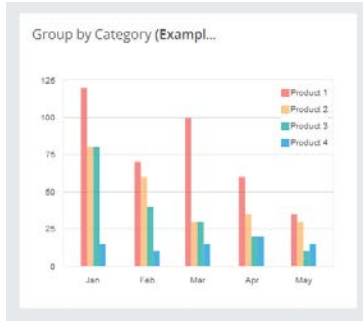
Group by Category (Exampl...
Product 1
Product 2
Product 3
Product 4
Jan
Feb
Mar
Apr
May

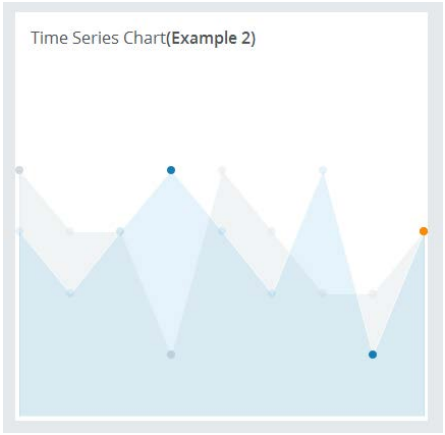
Time Series Chart(Example 2)

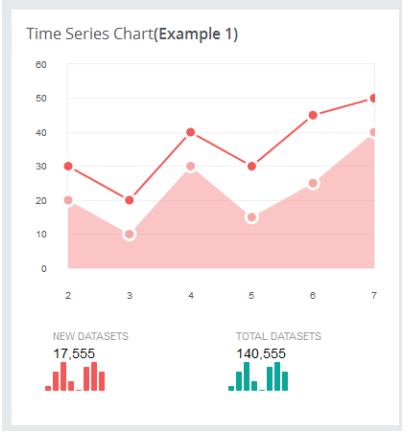
Time Series Chart(Example 1)
NEW DATASETS
17,555
TOTAL DATASETS
140,555

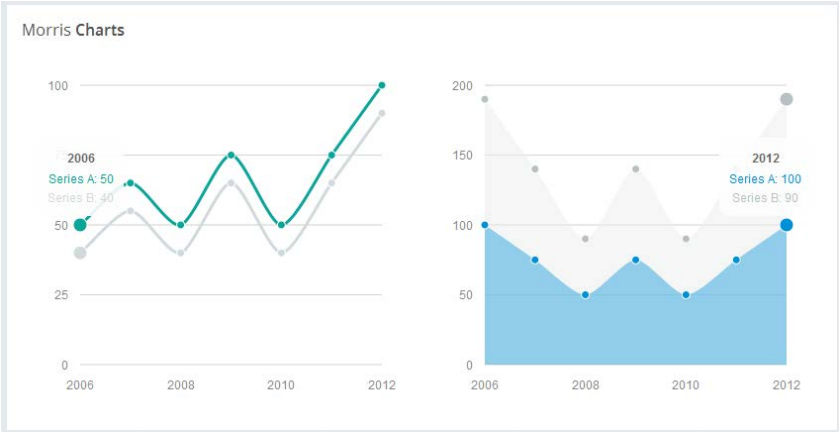
Morris Charts
2006
Series A: 50
Series B: 40
2012
Series A: 100
Series B: 90

OpenDataMonitor
Home
About
Deliverables
Dissemination
Partners
Contact
Know-how
What can OpenDataMonitor do for you?
...give you deep insights into open data deployment trends across Europe
217 Data Catalogues
25 European Countries
Contact
Head Office
Project Timeline
Events
Publications
627
Followers

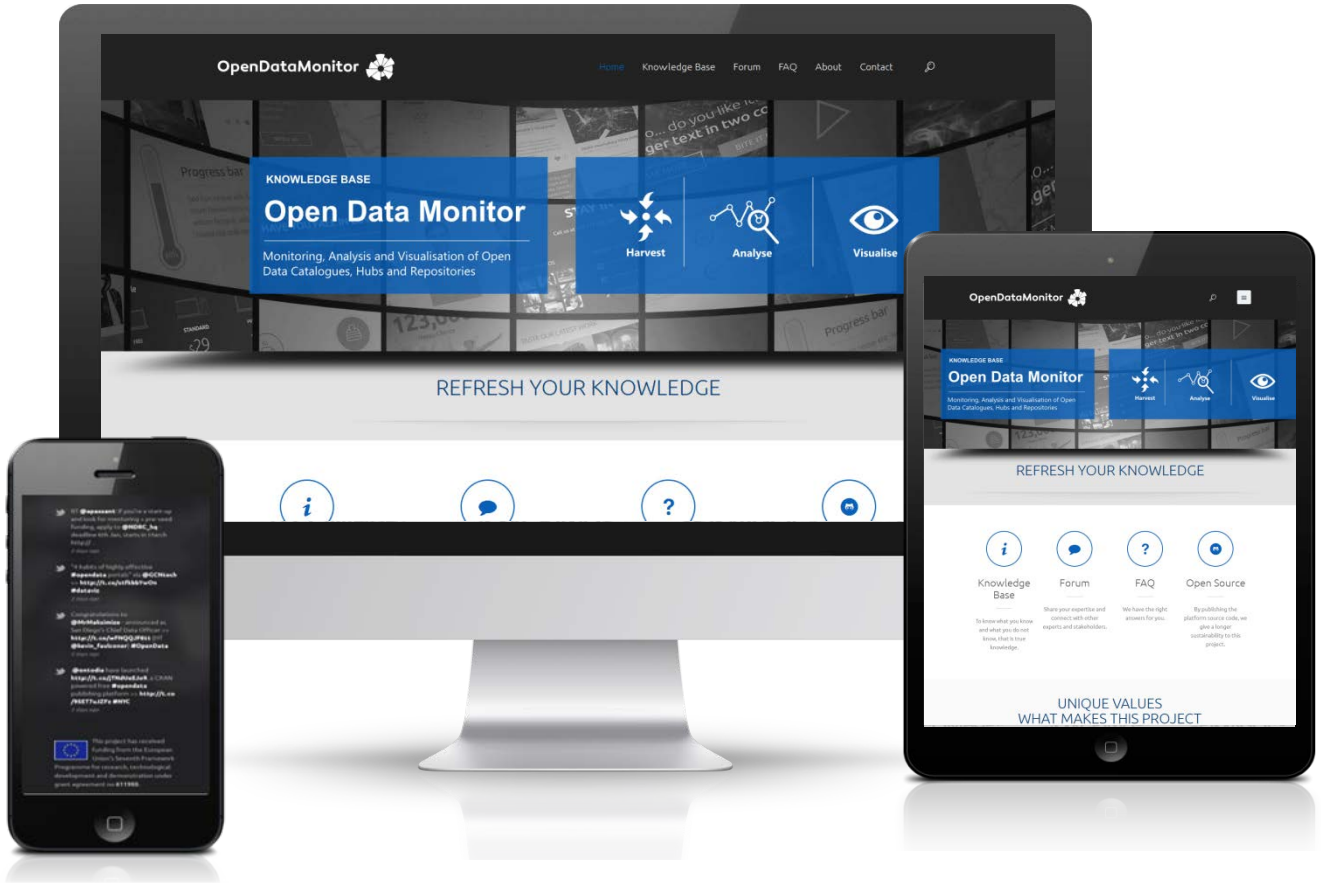
OpenDataMonitor
Home
Knowledge Base
Forum
FAQ
About
Contact
KNOWLEDGE BASE
Open Data Monitor
Monitoring, Analysis and Visualisation of Open Data Catalogues, Hubs and Repositories
Harvest
Analyse
Visualise
REFRESH YOUR KNOWLEDGE
Knowledge Base
Forum
FAQ
Open Source
UNIQUE VALUES
WHAT MAKES THIS PROJECT

SmartCareBase

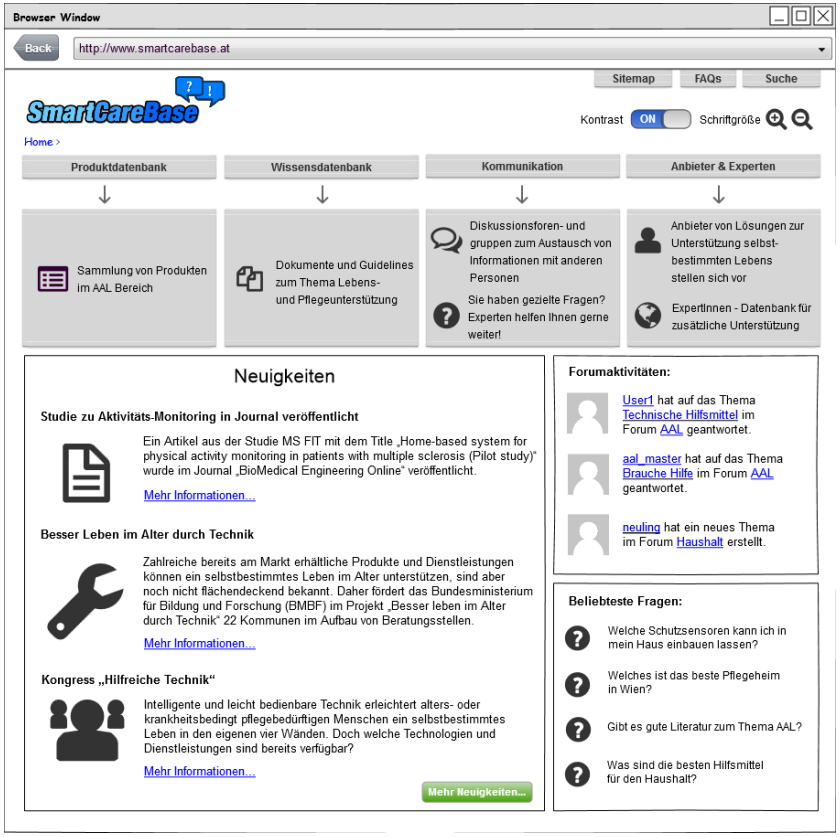

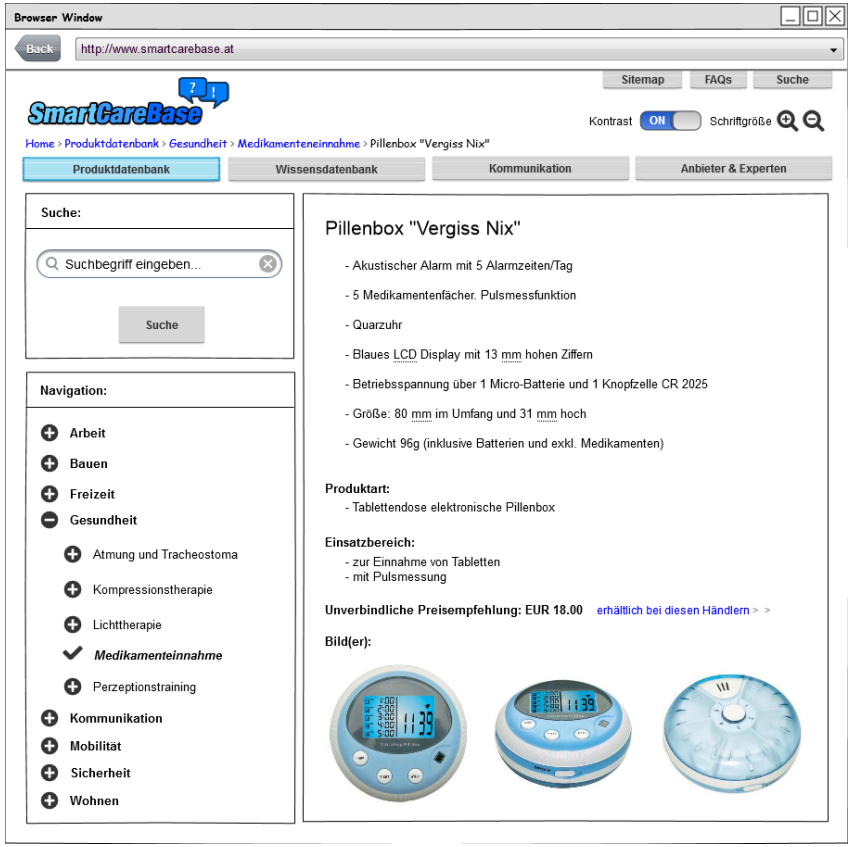

AAL TAXONOMY





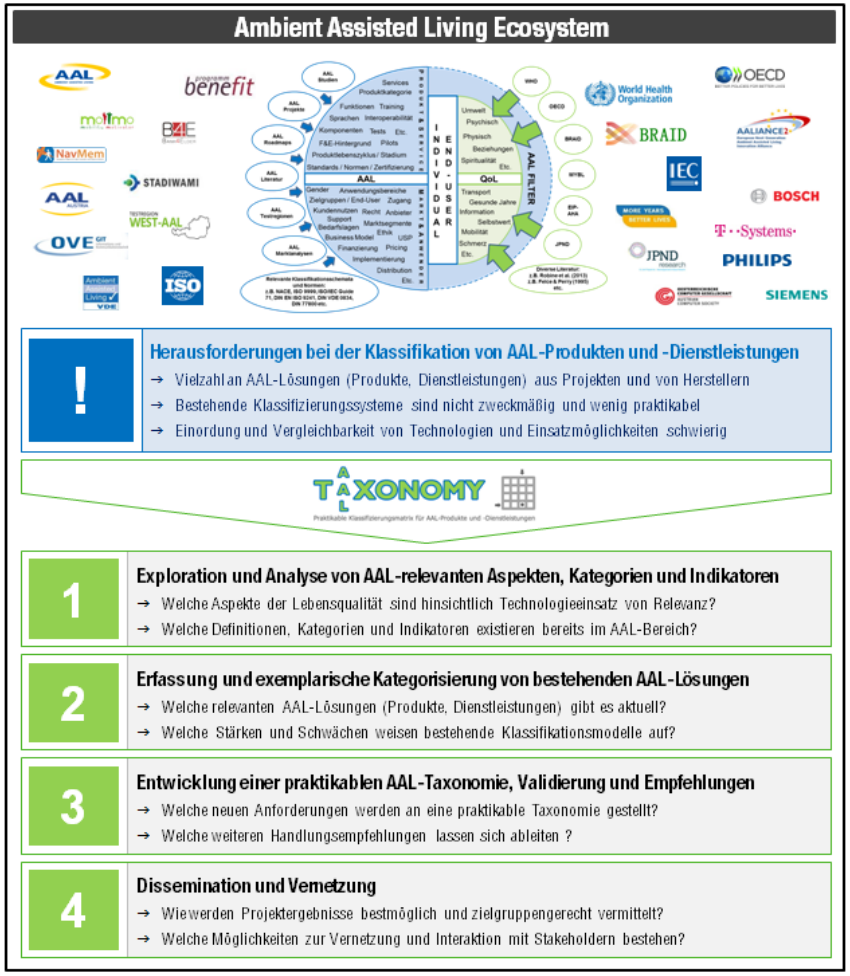

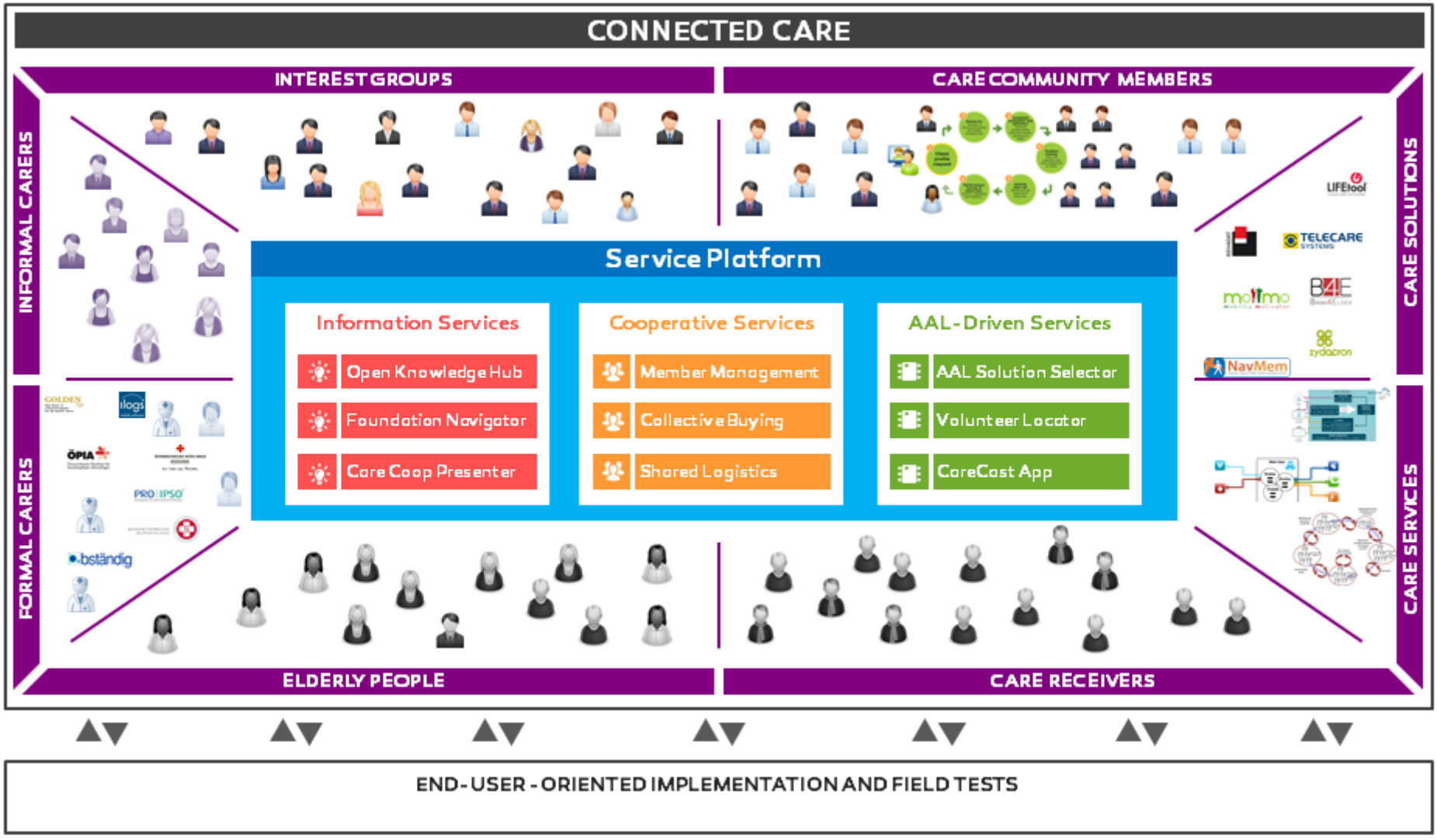
CONNECTED CARE
INTEREST GROUPS
CARE COMMUNITY MEMBERS
INFORMAL CARERS
FORMAL CARERS
CARE SOLUTIONS
CARE SERVICES
Service Platform
Information Services
Open Knowledge Hub
Foundation Navigator
Care Coop Presenter
Cooperative Services
Member Management
Collective Buying
Shared Logistics
AAL-Driven Services
AAL Solution Selector
Volunteer Locator
CareCost App
ELDERLY PEOPLE
CARE RECEIVERS
END-USER-ORIENTED IMPLEMENTATION AND FIELD TESTS

Collaboration.
Innovation.
Success.
Social Media
Foresight
Open Data
Smart Technologies
Smart Home
Crowd Sourcing
Cyber Crime
Safety & Security
Urban Governance
Digital Enterprise
Collaborative Spaces
Social Sciences
Society
Conception
Platforms
Environment
E-Health
Social Innovation
ICT
Big Data
jQuery
Data Analytics
Future Energy
Smart City
Programming
Prototyping
Social Commerce
Mobility
Yii
Food Security
Food Security
Frameworks
Validation
Transport
GSS
Requirements Engineering
Interface Designs
Apps
MySQL
Process Models
Hbase
Hadoop
SaaS
Mockups
cooperation@synyo.com
CMS
Application Development
Social Networks
Coding
iOS
PHP
Testing
Proposal Writing
Quality Assurance
Bootstrap
Marketing
Consortium Building
Strategy
Reporting
HTML5
Controlling
CSS3
Coordination
Scrum
Project Management
Dissemination
Java
Android
Material Creation
Planning
Networking
PR
Exploitation
Targeting
Publishing
SYNYO GmbH
RESEARCH // DEVELOPMENT // ADVISORY
SYNYO